


























TABLE MATRIX

How to use the Table Matrix :

1. At the top of the matrix, locate the table size you will be using.
2. Then follow down the column until you locate the desired effect you want the linen to produce.
3. Staying in the proper column, move across to the far left side of the matrix.
4. You have now located the linen size to order for the desired table and effect you want.

TABLE SIZE 								8' x 2-1/2'	6' x 2-1/2'	4' x 2-1/2'
LINEN SIZE 	72" ROUND	66" ROUND	60" ROUND	48" ROUND	36" HIGHBOY	30" HIGHBOY	30" COCKTAIL	8' BANQUET	6' BANQUET	4' BANQUET
 72" ROUND		3" Drop	6" Drop	12" Drop	18" Drop	21" Drop	21" Drop			
 90" ROUND	9" Drop	12" Drop	15" Drop Half Down	21" Drop	27" Drop	30" Drop	To The Floor			
 102" ROUND	15" Drop Half Down	18" Drop	21" Drop	27" Drop	33" Drop	36" Drop				
 108" ROUND	18" Drop	21" Drop	24" Drop	To The Floor	36" Drop	39" Drop				
 120" ROUND	24" Drop	27" Drop	To The Floor		42" Drop					
 132" ROUND	To The Floor									
 8' Banquet (60" x 96")									Front & Back 15" Drop	Front & Back 15" Drop
 10' Banquet (60" x 120")								Front & Back 15" Drop	Front & Back 15" Drop	
 12' Banquet (72" x 144")								Front & Back 21" Drop		
 4' Table Drape (90" x 108")										To The Floor
 6' Table Drape (90" x 132")									To The Floor	
 8' Table Drape (90" x 156")								To The Floor		
 54" x 54" Square	Top Cloth	Top Cloth	Top Cloth	Top Cloth	Top Cloth	Top Cloth	Top Cloth	Top Cloth	Top Cloth	Top Cloth
 72" x 72" Square	Top Cloth	Top Cloth	Top Cloth	Top Cloth	Top Cloth	Top Cloth		Top Cloth	Top Cloth	Top Cloth
 84" x 84" Square	Top Cloth	Top Cloth	Top Cloth		Top Cloth	Top Cloth		Top Cloth	Top Cloth	Top Cloth
 90" x 90" Square	Top Cloth	Top Cloth	Top Cloth		Top Cloth	Top Cloth		Top Cloth	Top Cloth	Top Cloth
Table Skirting	19' Needed	17' Needed	16' Needed	13' Needed	10' Needed	8' Needed		21' All Sides 13' (3) Sides	17' All Sides 11' (3) Sides	13' All Sides 9' (3) Sides
Skirting Clips Required	20 Clips	18 Clips	17 Clips	14 Clips	11 Clips	9 Clips		22' All Sides 14' (3) Sides	18' All Sides 12' (3) Sides	14' All Sides 10' (3) Sides